

G7<CHH?M 65FF=9F F97H::=9F

JC@H5 ; 9 F5B ; 9. &\$!!! &\$ J7 I FF9BH. "\$ 5

: 95HI F9G

GA6

PHU
 Fca t94V-O U
 " M
 " B
 " F
 " L
 " H
 " F
 H260 /10
 C
 2002/95/E
 2002/96/EC

A97<5B=75@ 85H5

Ca SM%
 " MIL-STD-750,
 " P

A5L=A I A F5H-B ; G 5B8 7<5F57H9F=GH=7G

@ 25C
 F20%.

NYI

SMBOL	SS 2	SS	SS 4	SS 5	SS 6	SS 8	SS	SS 1	SS 20	UNITS
V _{RRM}	20	30	40	50	60	80	100	1 0	200	V
V _{RMS}	14	21	28					7	140	V
V _{DC}	20	30	40	50	60	80	100	150	200	V
I _{F(AV)}					.0					

M
 M RMS
 M DC
 M F
 C.375"(9.5) m

F5H-B ; G 5B8 7 < 5F57H9F=GH=7 7 I F J 9G

FIG.1-FORWARD CURRENT DERATING CURVE

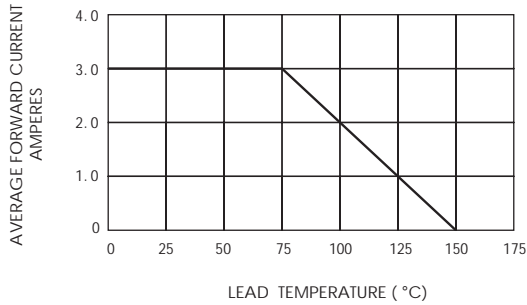


FIG.2-MAXIMUM NON-REPETITIVE PEAK FORWARD SURGE CURRENT

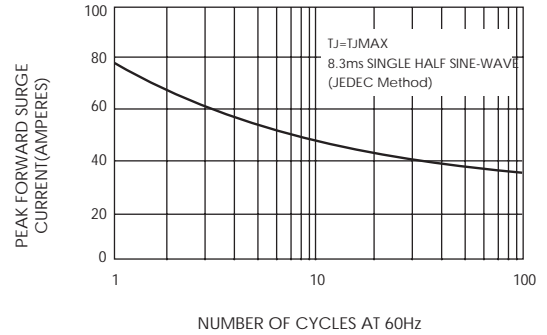


FIG.3-TYPICAL INSTANTANEOUS FORWARD CHARACTERISTICS

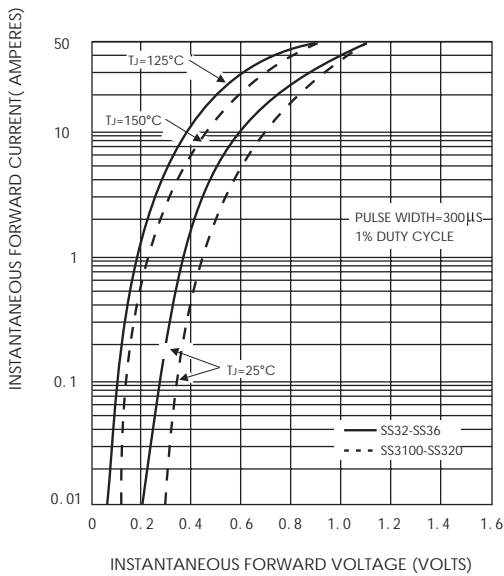


FIG.4-TYPICAL REVERSE CHARACTERISTICS

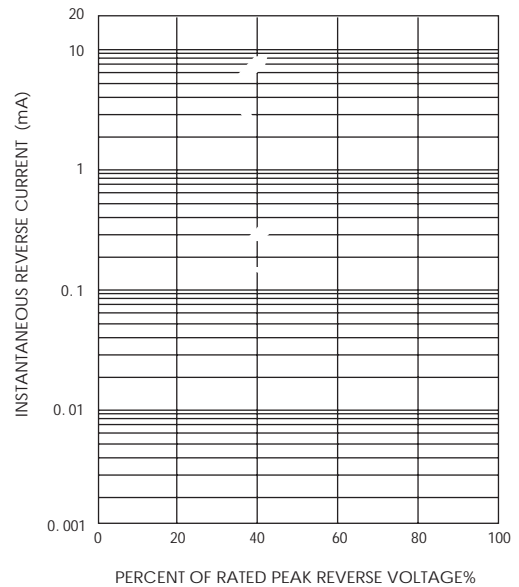


FIG.5-TYPICAL JUNCTION CAPACITANCE

